

MANTA A-60


Single Leaf Door

MANTA A-60 doors are produced and equipped to meet the customers demands no matter if it is in naval, commercial vessels or offshore platforms. The doors are designed and tested to comply with the toughest conditions and elegant environments at the same time.

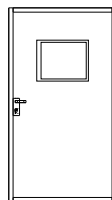
The door leaf is delivered with many different surfaces for the ambiance created by the individual marine interior and with integrated reinforcement for door closer.

Different sill types are possible.

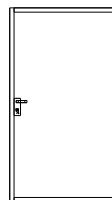
Description	
Fire doors	MANTA A-60 Single Leaf Door
Door leaf	PVC decorative veneer or powder painted in RAL colour
Door frame	3mm Z-profile painted in RAL colour
Thickness of doorleaf	45mm
Hinges	3pcs steel hinges
Core material	40mm thick calcium silicate board
Sound reduction	33dB
Application	Internal
Maximum nominal clear opening	1200x2200mm (width X height)
Optional	Window with maximum light opening 557x457mm Hose port



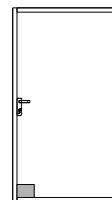
VISION PANEL



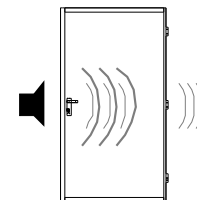
SINGLE PANEL



HOSE PANEL



SOUND REDUCTION



MANTA A-60 Tehnical data

